






## Open Ended Homework - Year 2 - Summer Term 2020



### Maths at home

- Practise writing numbers in words up to 100
- Practise counting in your 3's times table
- Create pictures by drawing around different shapes you find in your house.
- Hide an item in your house and write directions for someone else to find it.
- How many different ways can you make £1?
- Using these 3 shapes how many patterns can you make   

*Homework will be set each week using MyMaths. Each child will have an individual login.*

### Spelling at home

- Children should continue to practise the year 1/2 common exception spelling words – orally reciting the spellings and putting them into sentences.
- Identify spellings in and around the home. Practise spelling days of the week and months of the year.
- Misspell some words – can they identify where you have gone wrong?

### Reading at home

Children should read a variety of texts e.g. recipes, newspapers, online blogs, Newsround, narratives and non-fiction texts. Upon coming across an unfamiliar word, children can find the meaning of the word through dictionaries or discussion with an adult. For books to read online access the following website and sign up for free age appropriate text <https://home.oxfordowl.co.uk/books/free-ebooks/>.

### Science

Through the summer term we would be looking at plants.

**Key Vocabulary to find out:** Water, Light, Suitable temperature, Growth, Healthy, Germination, Air, nutrients.

#### Learning at home ideas:

- Plant some seeds and create a seed diary to track their growth.
- Go on a walk and see what different plants you can identify.
- Draw and label the different parts of a plant.

### Geography – Look at why the Ivory Coast is a good place to grow Cocoa beans:

- Where is the Ivory Coast in the world?
- What is the weather like?
- What do cocoa beans need to grow?
- What is life like for a cocoa bean farmer?
- Why can we not grow cocoa beans in Colburn?
- **Challenge: How many cocoa beans are harvested per year?**

### Class text – Robin Hood


This term we would be looking at the folklore of Robin Hood.

**Key Questions:** Who is he? Where is he from? What did he do? Was he good or bad?

#### Learning at home ideas:

- Research Robin Hood and create a fact file.
- Create a wanted poster for Robin Hood.
- Write a poem about Robin Hood.
- Write your own version of one of Robin Hood's adventures.
- Create puppets of Robin Hood and his Merry Men.

### Design Technology –



Design and make a den for Robin Hood. This can be an indoor or outdoor den and you must be able to fit in it. Take or draw pictures of your den and describe how you made it.

**We would love you to share any learning and work done at home with us in school.**

For more information about the curriculum, visit the school website <https://www.colburn.n-yorks.sch.uk/>